

IRON & STEEL

GUIDE LEVER VALVES



WCL Valve
Competence
Luxembourg

A COMPANY OF www.sab.lu

DESIGN FEATURES OF GUIDE LEVER VALVES

- Fabricated construction
- Valve actuation in accordance with customer's requirements (man. / electr. / hydr. / pneum.)
- Also available as push-lever
- Valves with internal or external shaft
- Internal and external (high temperature) shaft bearings.
- Pressure rating up to 6.0 bar
- Service temperatures up to 500 °C
- Nominal sizes up to DN 4000
- Other sizes or operating conditions on request

DESIGN ADVANTAGES

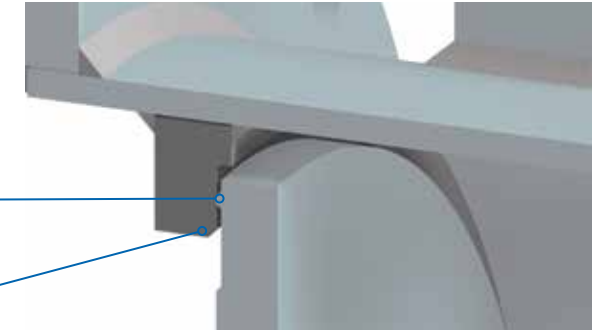
- Almost no wear at the seats due to parallel and friction free opening and closing at the valve disc
- Valves can be used in clean and dust loaded gas atmosphere
- Execution with refractory lining possible

METAL-TO-METAL

up to 500 °C

Morton
Edge

hard-
facing

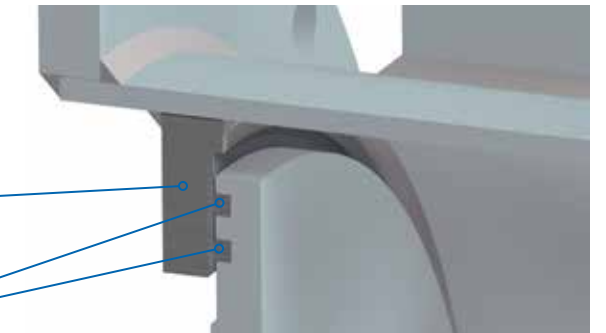


DOUBLE SEALING

up to 300 °C

stainless
steel

sealing
profile

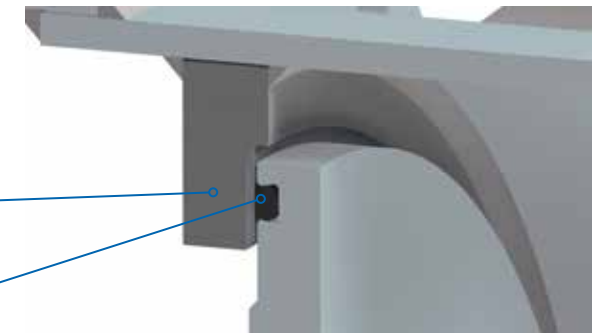


PROFILE (SILICONE, VITON, GRAPHITE ETC.)

up to 300 °C*

stainless
steel

sealing
profile



*depending on sealing material



external shaft version



internal shaft version



IRON & STEEL PRODUCT RANGE

GOGGLE VALVES



BLEEDER VALVES



DOUBLE ECCENTRIC VALVES



EQUALIZING & RELIEF VALVES



DUST DISCHARGE VALVES



**HOT BLAST VALVES
(ENERGY SAVING)**



**TUYERE STOCKS
(ENERGY SAVING)**



WEDGE GATE VALVES

ADDITIONAL PRODUCTS

SNORT VALVES | BACK DRAFT VALVES | BUTTERFLY & LOUVER VALVES
NON RETURN VALVES | LINE BLINDS

ADDITIONAL SERVICES

REPAIR SERVICE | REFURBISHMENT & MODIFICATIONS,
SPARE PARTS FOR EACH KIND AND BRAND OF VALVES



Valve
Competence
Luxembourg

A COMPANY OF www.sab.lu

Zone Industrielle „Am Potaschberg“
19, op der Ahlkërrech
L-6776 Grevenmacher
T +352 27 68 54 - 0 | info@vcl.lu
www.vcl.lu